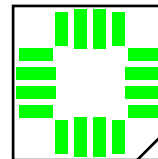


LCC-16*Author:* Ivex*Source:* - IPC-SM-782, REVISION A - AUGUST 1993*Size:* 10.2 x 10.2 mm

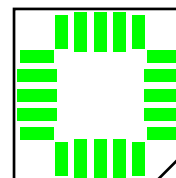
PIN(s)	PAD			
	TYPE	SHAPE	SIZE	HOLE
1	SMT	Rect	0.8 x 2.6 mm	---
2-3	SMT	Rect	0.8 x 2.2 mm	---
4-5	SMT	Rect	0.8 x 2.6 mm	---
6-7	SMT	Rect	0.8 x 2.2 mm	---
8-9	SMT	Rect	0.8 x 2.6 mm	---
10-11	SMT	Rect	0.8 x 2.2 mm	---
12-13	SMT	Rect	0.8 x 2.6 mm	---
14-15	SMT	Rect	0.8 x 2.2 mm	---
16	SMT	Rect	0.8 x 2.6 mm	---

Scale 2:1

**LCC-20***Author:* Ivex*Source:* - IPC-SM-782, REVISION A - AUGUST 1993*Size:* 11.4 x 11.4 mm

PIN(s)	PAD			
	TYPE	SHAPE	SIZE	HOLE
1-2	SMT	Rect	0.8 x 2.6 mm	---
3-4	SMT	Rect	0.8 x 2.2 mm	---
5-7	SMT	Rect	0.8 x 2.6 mm	---
8-9	SMT	Rect	0.8 x 2.2 mm	---
10-12	SMT	Rect	0.8 x 2.6 mm	---
13-14	SMT	Rect	0.8 x 2.2 mm	---
15-17	SMT	Rect	0.8 x 2.6 mm	---
18-19	SMT	Rect	0.8 x 2.2 mm	---
20	SMT	Rect	0.8 x 2.6 mm	---

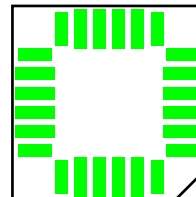
Scale 2:1



LCC-24*Author:* Ivex*Source:* - IPC-SM-782, REVISION A - AUGUST 1993*Size:* 12.8 x 12.8 mm

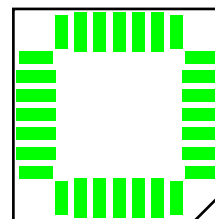
PIN(s)	PAD			
	TYPE	SHAPE	SIZE	HOLE
1-2	SMT	Rect	0.8 x 2.6 mm	---
3-4	SMT	Rect	0.8 x 2.2 mm	---
5-8	SMT	Rect	0.8 x 2.6 mm	---
9-10	SMT	Rect	0.8 x 2.2 mm	---
11-14	SMT	Rect	0.8 x 2.6 mm	---
15-16	SMT	Rect	0.8 x 2.2 mm	---
17-20	SMT	Rect	0.8 x 2.6 mm	---
21-22	SMT	Rect	0.8 x 2.2 mm	---
23-24	SMT	Rect	0.8 x 2.6 mm	---

Scale 2:1

**LCC-28***Author:* Ivex*Source:* - IPC-SM-782, REVISION A - AUGUST 1993*Size:* 14 x 14 mm

PIN(s)	PAD			
	TYPE	SHAPE	SIZE	HOLE
1-3	SMT	Rect	0.8 x 2.6 mm	---
4-5	SMT	Rect	0.8 x 2.2 mm	---
6-10	SMT	Rect	0.8 x 2.6 mm	---
11-12	SMT	Rect	0.8 x 2.2 mm	---
13-17	SMT	Rect	0.8 x 2.6 mm	---
18-19	SMT	Rect	0.8 x 2.2 mm	---
20-24	SMT	Rect	0.8 x 2.6 mm	---
25-26	SMT	Rect	0.8 x 2.2 mm	---
27-28	SMT	Rect	0.8 x 2.6 mm	---

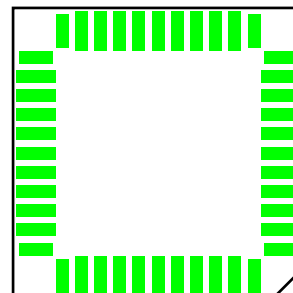
Scale 2:1



LCC-44*Author:* Ivex*Source:* - IPC-SM-782, REVISION A - AUGUST 1993*Size:* 19.2 x 19.2 mm

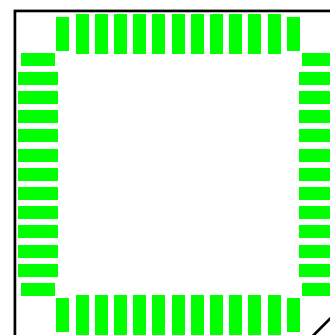
PIN(s)	PAD			
	TYPE	SHAPE	SIZE	HOLE
1-5	SMT	Rect	0.8 x 2.6 mm	---
6-7	SMT	Rect	0.8 x 2.2 mm	---
8-16	SMT	Rect	0.8 x 2.6 mm	---
17-18	SMT	Rect	0.8 x 2.2 mm	---
19-27	SMT	Rect	0.8 x 2.6 mm	---
28-29	SMT	Rect	0.8 x 2.2 mm	---
30-38	SMT	Rect	0.8 x 2.6 mm	---
39-40	SMT	Rect	0.8 x 2.2 mm	---
41-44	SMT	Rect	0.8 x 2.6 mm	---

Scale 2:1

**LCC-52***Author:* Ivex*Source:* - IPC-SM-782, REVISION A - AUGUST 1993*Size:* 21.6 x 21.6 mm

PIN(s)	PAD			
	TYPE	SHAPE	SIZE	HOLE
1-6	SMT	Rect	0.8 x 2.6 mm	---
7-8	SMT	Rect	0.8 x 2.2 mm	---
9-19	SMT	Rect	0.8 x 2.6 mm	---
20-21	SMT	Rect	0.8 x 2.2 mm	---
22-32	SMT	Rect	0.8 x 2.6 mm	---
33-34	SMT	Rect	0.8 x 2.2 mm	---
35-45	SMT	Rect	0.8 x 2.6 mm	---
46-47	SMT	Rect	0.8 x 2.2 mm	---
48-52	SMT	Rect	0.8 x 2.6 mm	---

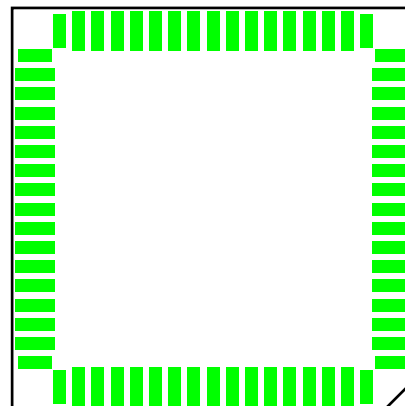
Scale 2:1



LCC-68*Author:* Ivex*Source:* - IPC-SM-782, REVISION A - AUGUST 1993*Size:* 26.6 x 26.6 mm

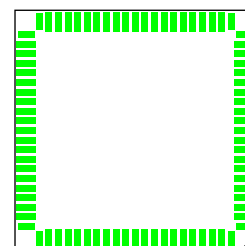
PIN(s)	PAD			
	TYPE	SHAPE	SIZE	HOLE
1-8	SMT	Rect	0.8 x 2.6 mm	---
9-10	SMT	Rect	0.8 x 2.2 mm	---
11-25	SMT	Rect	0.8 x 2.6 mm	---
26-27	SMT	Rect	0.8 x 2.2 mm	---
28-42	SMT	Rect	0.8 x 2.6 mm	---
43-44	SMT	Rect	0.8 x 2.2 mm	---
45-59	SMT	Rect	0.8 x 2.6 mm	---
60-61	SMT	Rect	0.8 x 2.2 mm	---
62-68	SMT	Rect	0.8 x 2.6 mm	---

Scale 2:1

**LCC-84***Author:* Ivex*Source:* - IPC-SM-782, REVISION A - AUGUST 1993*Size:* 31.8 x 31.8 mm

PIN(s)	PAD			
	TYPE	SHAPE	SIZE	HOLE
1-10	SMT	Rect	0.8 x 2.6 mm	---
11-12	SMT	Rect	0.8 x 2.2 mm	---
13-31	SMT	Rect	0.8 x 2.6 mm	---
32-33	SMT	Rect	0.8 x 2.2 mm	---
34-52	SMT	Rect	0.8 x 2.6 mm	---
53-54	SMT	Rect	0.8 x 2.2 mm	---
55-73	SMT	Rect	0.8 x 2.6 mm	---
74-75	SMT	Rect	0.8 x 2.2 mm	---
76-84	SMT	Rect	0.8 x 2.6 mm	---


Scale 1:1



LCC-100*Author:* Ivex*Source:* - IPC-SM-782, REVISION A - AUGUST 1993*Size:* 36.8 x 36.8 mm


PIN(s)	PAD			
	TYPE	SHAPE	SIZE	HOLE
1-12	SMT	Rect	0.8 x 2.6 mm	---
13-14	SMT	Rect	0.8 x 2.2 mm	---
15-37	SMT	Rect	0.8 x 2.6 mm	---
38-39	SMT	Rect	0.8 x 2.2 mm	---
40-62	SMT	Rect	0.8 x 2.6 mm	---
63-64	SMT	Rect	0.8 x 2.2 mm	---
65-87	SMT	Rect	0.8 x 2.6 mm	---
88-89	SMT	Rect	0.8 x 2.2 mm	---
90-100	SMT	Rect	0.8 x 2.6 mm	---

Scale 1:1

**LCC-125***Author:* Ivex*Source:* - IPC-SM-782, REVISION A - AUGUST 1993*Size:* 44.6 x 44.6 mm

PIN(s)	PAD			
	TYPE	SHAPE	SIZE	HOLE
1-15	SMT	Rect	0.8 x 2.6 mm	---
16-17	SMT	Rect	0.8 x 2.2 mm	---
18-46	SMT	Rect	0.8 x 2.6 mm	---
47-48	SMT	Rect	0.8 x 2.2 mm	---
49-77	SMT	Rect	0.8 x 2.6 mm	---
78-79	SMT	Rect	0.8 x 2.2 mm	---
80-108	SMT	Rect	0.8 x 2.6 mm	---
109-110	SMT	Rect	0.8 x 2.2 mm	---
111-124	SMT	Rect	0.8 x 2.6 mm	---

Scale 1:1



LCC-156*Author:* Ivex*Source:* - IPC-SM-782, REVISION A - AUGUST 1993*Size:* 54.6 x 54.6 mm

PIN(s)	PAD			
	TYPE	SHAPE	SIZE	HOLE
1-19	SMT	Rect	0.8 x 2.6 mm	---
20-21	SMT	Rect	0.8 x 2.2 mm	---
22-58	SMT	Rect	0.8 x 2.6 mm	---
59-60	SMT	Rect	0.8 x 2.2 mm	---
61-97	SMT	Rect	0.8 x 2.6 mm	---
98-99	SMT	Rect	0.8 x 2.2 mm	---
100-136	SMT	Rect	0.8 x 2.6 mm	---
137-138	SMT	Rect	0.8 x 2.2 mm	---
139-156	SMT	Rect	0.8 x 2.6 mm	---

Scale 1:1

