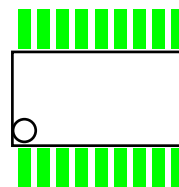


BB/219*Author:* Ivex*Source:* - BASED ON THE BURR-BROWN 219 - 18-LEAD SOIC*Size:* 11.75 x 11.8 mm

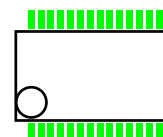
PIN(s)	PAD			
	TYPE	SHAPE	SIZE	HOLE
1-18	SMT	Rect	0.8 x 2.6 mm	---

Scale 2:1

**BB/324***Author:* Ivex*Source:* - BASED ON THE BURR-BROWN 324 - 28-LEAD PLASTIC SSOP*Size:* 10.5 x 8.73 mm


PIN(s)	PAD			
	TYPE	SHAPE	SIZE	HOLE
1-28	SMT	Rect	0.4 x 1.25 mm	---

Scale 2:1

**BB/325***Author:* Ivex*Source:* - BASED ON THE JEDEC PUBLICATION MO-169AB*Size:* 10.41 x 14.05 mm


PIN(s)	PAD			
	TYPE	SHAPE	SIZE	HOLE
1-5	SMT	Rect	1 x 4.5 mm	---

Scale 2:1

**BB/328***Author:* Ivex*Source:* - BASED ON THE JEDEC PUBLICATION MO-169AC*Size:* 10.41 x 14.05 mm

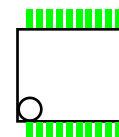
PIN(s)	PAD			
	TYPE	SHAPE	SIZE	HOLE
1-7	SMT	Rect	0.9 x 4.5 mm	---

Scale 2:1

**BB/334***Author:* Ivex*Source:* - BASED ON THE BURR-BROWN 334 - 20-LEAD SSOP*Size:* 7.5 x 8.73 mm

PIN(s)	PAD			
	TYPE	SHAPE	SIZE	HOLE
1-20	SMT	Rect	0.4 x 1.25 mm	---

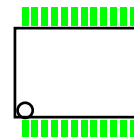
Scale 2:1



BB/338*Author:* Ivex*Source:* - BASED ON THE BURR-BROWN 338 - 24-LEAD SSOP*Size:* 8.5 x 8.73 mm

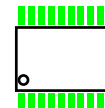
PIN(s)	PAD			
	TYPE	SHAPE	SIZE	HOLE
1-24	SMT	Rect	0.4 x 1.25 mm	---

Scale 2:1

**BB/353***Author:* Ivex*Source:* - BASED ON THE BURR-BROWN 353 - 20-LEAD TSSOP,*Size:* 6.6 x 7.02 mm

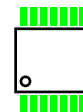
PIN(s)	PAD			
	TYPE	SHAPE	SIZE	HOLE
1-20	SMT	Rect	0.4 x 1.25 mm	---

Scale 2:1

**BB/357***Author:* Ivex*Source:* - BASED ON THE BURR-BROWN 357 - 14-LEAD TSSOP,*Size:* 5.1 x 7.02 mm

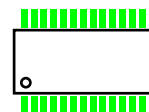
PIN(s)	PAD			
	TYPE	SHAPE	SIZE	HOLE
1-14	SMT	Rect	0.4 x 1.25 mm	---

Scale 2:1

**BB/360***Author:* Ivex*Source:* - BASED ON THE BURR-BROWN 360 - 28-LEAD TSSOP,*Size:* 9.8 x 7.02 mm

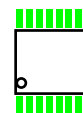
PIN(s)	PAD			
	TYPE	SHAPE	SIZE	HOLE
1-28	SMT	Rect	0.4 x 1.25 mm	---

Scale 2:1

**BB/363***Author:* Ivex*Source:* - BASED ON THE BURR-BROWN 363 - 16-LEAD TSSOP,*Size:* 5.1 x 7.02 mm

PIN(s)	PAD			
	TYPE	SHAPE	SIZE	HOLE
1-16	SMT	Rect	0.4 x 1.25 mm	---

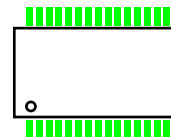
Scale 2:1



TI/DA30*Author:* Ivex*Source:* - BASED ON THE TEXAS INSTRUMENTS DA*Size:* 11.1 x 8.73 mm

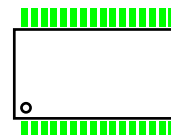
PIN(s)	PAD			
	TYPE	SHAPE	SIZE	HOLE
1-30	SMT	Rect	0.4 x 1.25 mm	---

Scale 2:1

**TI/DA32***Author:* Ivex*Source:* - BASED ON THE TEXAS INSTRUMENTS DA*Size:* 11.1 x 8.73 mm


PIN(s)	PAD			
	TYPE	SHAPE	SIZE	HOLE
1-32	SMT	Rect	0.4 x 1.25 mm	---

Scale 2:1

**TI/DA38***Author:* Ivex*Source:* - BASED ON THE TEXAS INSTRUMENTS DA*Size:* 12.6 x 8.73 mm

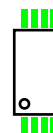
PIN(s)	PAD			
	TYPE	SHAPE	SIZE	HOLE
1-38	SMT	Rect	0.4 x 1.25 mm	---

Scale 2:1

**TI/DB8***Author:* Ivex*Source:* - BASED ON THE JEDEC PUBLICATION MO-150AA*Size:* 3.3 x 8.42 mm

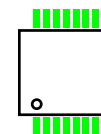
PIN(s)	PAD			
	TYPE	SHAPE	SIZE	HOLE
1-8	SMT	Rect	0.4 x 1.25 mm	---

Scale 2:1

**TI/DB14***Author:* Ivex*Source:* - BASED ON THE JEDEC PUBLICATION MO-150AA*Size:* 6.2 x 8.42 mm

PIN(s)	PAD			
	TYPE	SHAPE	SIZE	HOLE
1-14	SMT	Rect	0.4 x 1.25 mm	---

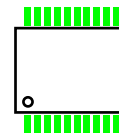
Scale 2:1



TI/DB20*Author:* Ivex*Source:* - BASED ON THE TEXAS INSTRUMENTS DB*Size:* 7.5 x 8.42 mm

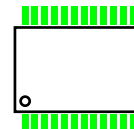
PIN(s)	PAD			
	TYPE	SHAPE	SIZE	HOLE
1-20	SMT	Rect	0.4 x 1.25 mm	---

Scale 2:1

**TI/DB24***Author:* Ivex*Source:* - BASED ON THE TEXAS INSTRUMENTS DB*Size:* 8.5 x 8.42 mm

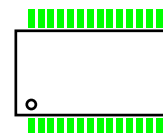
PIN(s)	PAD			
	TYPE	SHAPE	SIZE	HOLE
1-24	SMT	Rect	0.4 x 1.25 mm	---

Scale 2:1

**TI/DB28***Author:* Ivex*Source:* - BASED ON THE TEXAS INSTRUMENTS DB*Size:* 10.5 x 8.42 mm


PIN(s)	PAD			
	TYPE	SHAPE	SIZE	HOLE
1-28	SMT	Rect	0.4 x 1.25 mm	---

Scale 2:1

**TI/DBQ16***Author:* Ivex*Source:* - BASED ON THE TEXAS INSTRUMENTS DBQ*Size:* 5 x 6.62 mm

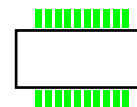
PIN(s)	PAD			
	TYPE	SHAPE	SIZE	HOLE
1-16	SMT	Rect	0.4 x 1.25 mm	---

Scale 2:1

**TI/DBQ20***Author:* Ivex*Source:* - BASED ON THE TEXAS INSTRUMENTS DBQ*Size:* 8.74 x 6.62 mm

PIN(s)	PAD			
	TYPE	SHAPE	SIZE	HOLE
1-20	SMT	Rect	0.4 x 1.25 mm	---


Scale 2:1



TI/DBQ24*Author:* Ivex*Source:* - BASED ON THE TEXAS INSTRUMENTS DBQ*Size:* 8.74 x 6.62 mm


PIN(s)	PAD			
	TYPE	SHAPE	SIZE	HOLE
1-24	SMT	Rect	0.4 x 1.25 mm	---

Scale 2:1

**TI/DBQ28***Author:* Ivex*Source:* - BASED ON THE TEXAS INSTRUMENTS DBQ*Size:* 10.01 x 6.62 mm

PIN(s)	PAD			
	TYPE	SHAPE	SIZE	HOLE
1-28	SMT	Rect	0.4 x 1.25 mm	---

Scale 2:1

**TI/DBV5***Author:* Ivex*Source:* - BASED ON THE JEDEC PUBLICATION MO-178AA*Size:* 2.8 x 3.3 mm

PIN(s)	PAD			
	TYPE	SHAPE	SIZE	HOLE
1-5	SMT	Rect	0.6 x 1 mm	---

Scale 2:1

**TI/DBV6***Author:* Ivex*Source:* - BASED ON THE JEDEC PUBLICATION MO-178AB*Size:* 2.8 x 3.3 mm

PIN(s)	PAD			
	TYPE	SHAPE	SIZE	HOLE
1-6	SMT	Rect	0.6 x 1 mm	---

Scale 2:1

**TI/DCK***Author:* Ivex*Source:* - BASED ON THE JEDEC PUBLICATION MO-203AA*Size:* 2 x 2.6 mm

PIN(s)	PAD			
	TYPE	SHAPE	SIZE	HOLE
1-5	SMT	Rect	0.4 x 1 mm	---

Scale 2:1



TI/DGK*Author:* Ivex*Source:* - BASED ON THE JEDEC PUBLICATION MO-187AA*Size:* 3.05 x 5.65 mm

PIN(s)	PAD			
	TYPE	SHAPE	SIZE	HOLE
1-8	SMT	Rect	0.4 x 1.25 mm	---

Scale 2:1

**TI/DGS***Author:* Ivex*Source:* - BASED ON THE JEDEC PUBLICATION MO-187BA*Size:* 3 x 5.65 mm

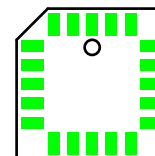
PIN(s)	PAD			
	TYPE	SHAPE	SIZE	HOLE
1-10	SMT	Rect	0.3 x 1.25 mm	---

Scale 2:1

**TI/FN20***Author:* Ivex*Source:* - BASED ON THE TEXAS INSTRUMENTS FN*Size:* 10 x 10 mm

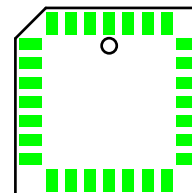
PIN(s)	PAD			
	TYPE	SHAPE	SIZE	HOLE
1-20	SMT	Rect	0.75 x 1.5 mm	---

Scale 2:1

**TI/FN28***Author:* Ivex*Source:* - BASED ON THE TEXAS INSTRUMENTS FN*Size:* 12.41 x 12.41 mm

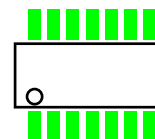
PIN(s)	PAD			
	TYPE	SHAPE	SIZE	HOLE
1-28	SMT	Rect	0.75 x 1.5 mm	---

Scale 2:1

**TI/NS14***Author:* Ivex*Source:* - BASED ON THE TEXAS INSTRUMENTS NS*Size:* 10.2 x 8.8 mm

PIN(s)	PAD			
	TYPE	SHAPE	SIZE	HOLE
1-14	SMT	Rect	0.8 x 2 mm	---


Scale 2:1



TI/NS24*Author:* Ivex*Source:* - BASED ON THE TEXAS INSTRUMENTS NS*Size:* 15.3 x 8.8 mm

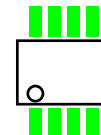
PIN(s)	PAD			
	TYPE	SHAPE	SIZE	HOLE
1-24	SMT	Rect	0.8 x 2 mm	---

Scale 2:1

**TI/PS8***Author:* Ivex*Source:* - BASED ON THE TEXAS INSTRUMENTS PS*Size:* 6.2 x 8.8 mm


PIN(s)	PAD			
	TYPE	SHAPE	SIZE	HOLE
1-8	SMT	Rect	0.8 x 2 mm	---

Scale 2:1

**TI/PW8***Author:* Ivex*Source:* - BASED ON THE JEDEC PUBLICATION MO-153AA*Size:* 3 x 7.02 mm

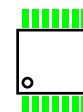
PIN(s)	PAD			
	TYPE	SHAPE	SIZE	HOLE
1-8	SMT	Rect	0.4 x 1.25 mm	---

Scale 2:1

**TI/PW14***Author:* Ivex*Source:* - BASED ON THE JEDEC PUBLICATION MO-153AB-1*Size:* 5.1 x 7.02 mm

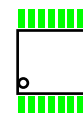
PIN(s)	PAD			
	TYPE	SHAPE	SIZE	HOLE
1-14	SMT	Rect	0.4 x 1.25 mm	---

Scale 2:1

**TI/PW16***Author:* Ivex*Source:* - BASED ON THE JEDEC PUBLICATION MO-153AB*Size:* 5.1 x 7.02 mm

PIN(s)	PAD			
	TYPE	SHAPE	SIZE	HOLE
1-16	SMT	Rect	0.4 x 1.25 mm	---

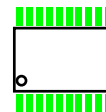
Scale 2:1



TI/PW20*Author:* Ivex*Source:* - BASED ON THE TEXAS INSTRUMENTS PW*Size:* 6.6 x 7.02 mm

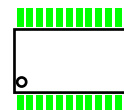
PIN(s)	PAD			
	TYPE	SHAPE	SIZE	HOLE
1-20	SMT	Rect	0.4 x 1.25 mm	---

Scale 2:1

**TI/PW24***Author:* Ivex*Source:* - BASED ON THE TEXAS INSTRUMENTS PW*Size:* 7.9 x 7.02 mm

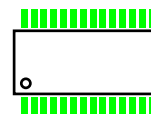
PIN(s)	PAD			
	TYPE	SHAPE	SIZE	HOLE
1-24	SMT	Rect	0.4 x 1.25 mm	---

Scale 2:1

**TI/PW28***Author:* Ivex*Source:* - BASED ON THE TEXAS INSTRUMENTS PW*Size:* 9.8 x 7.02 mm

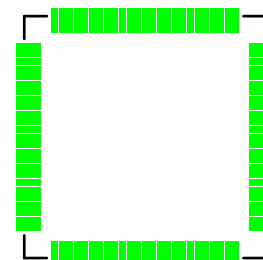
PIN(s)	PAD			
	TYPE	SHAPE	SIZE	HOLE
1-28	SMT	Rect	0.4 x 1.25 mm	---

Scale 2:1

**TI/PZ***Author:* Ivex*Source:* : IPC 782 STANDARD SURFACE MOUNT BOOK AUGUST 1993 REV A*Size:* 17 x 17 mm

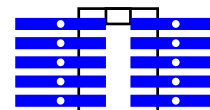
PIN(s)	PAD			
	TYPE	SHAPE	SIZE	HOLE
1-100	SMT	Rect	0.4 x 1.6 mm	---

Scale 2:1

**TI/U***Author:* Ivex*Source:* - BASED ON THE JEDEC PUBLICATION MS-092AA*Size:* 13.62 x 7.11 mm

PIN(s)	PAD			
	TYPE	SHAPE	SIZE	HOLE
1-10	TH	Rect	6 x 0.8 mm	0.50 mm

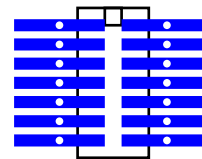
Scale 2:1



TI/W*Author:* Ivex*Source:* - BASED ON THE JEDEC PUBLICATION MS-092AB*Size:* 13.11 x 9.91 mm

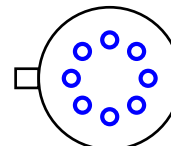
PIN(s)	PAD			
	TYPE	SHAPE	SIZE	HOLE
1-14	TH	Rect	6 x 0.8 mm	0.50 mm

Scale 2:1

**BB/001***Author:* Ivex*Source:* - BASED ON THE BURR-BROWN 001 METAL TO-99*Size:* 430 x 370 mil

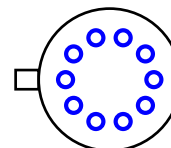
PIN(s)	PAD			
	TYPE	SHAPE	SIZE	HOLE
1-8	TH	Round	50 mil	28 mil

Scale 2:1

**BB/007***Author:* Ivex*Source:* - BASED ON THE BURR-BROWN 007 10-LEAD TO-100*Size:* 430 x 370 mil

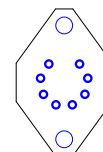
PIN(s)	PAD			
	TYPE	SHAPE	SIZE	HOLE
1-10	TH	Round	50 mil	28 mil

Scale 2:1

**BB/030***Author:* Ivex*Source:* - BASED ON THE BURR-BROWN 030 8-PIN METAL TO-3*Size:* 1000 x 1530 mil

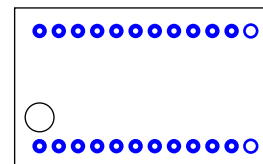
PIN(s)	PAD			
	TYPE	SHAPE	SIZE	HOLE
1-8	TH	Round	100 mil	52 mil
9-10	TH	None	---	175 mil

Scale 1:2

**BB/075***Author:* Ivex*Source:* - BASED ON THE BURR-BROWN 075 24-PIN*Size:* 1360 x 840 mil

PIN(s)	PAD			
	TYPE	SHAPE	SIZE	HOLE
1-11	TH	Round	75 mil	28 mil
12-13	TH	Round	80 mil	52 mil
14-24	TH	Round	75 mil	28 mil


Scale 1:1



BB/077*Author:* Ivex*Source:* - BASED ON THE BURR-BROWN 077 32-PIN OMNIPAK*Size:* 1730 x 1140 mil

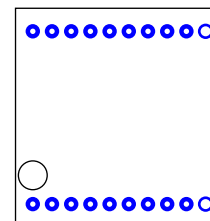
PIN(s)	PAD			
	TYPE	SHAPE	SIZE	HOLE
1-15	TH	Round	75 mil	28 mil
16-17	TH	Round	80 mil	52 mil
18-32	TH	Round	75 mil	28 mil

Scale 1:1

**BB/102***Author:* Ivex*Source:* - BASED ON THE BURR-BROWN 102 20-LEAD ISO OMNI*Size:* 1080 x 1140 mil

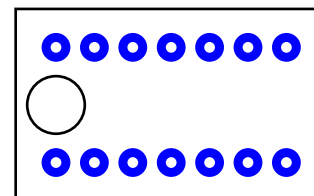
PIN(s)	PAD			
	TYPE	SHAPE	SIZE	HOLE
1-9	TH	Round	75 mil	28 mil
10-11	TH	Round	80 mil	52 mil
12-20	TH	Round	75 mil	28 mil

Scale 1:1

**BB/148***Author:* Ivex*Source:* - BASED ON THE BURR-BROWN 148 14-LEAD BOTTOM BRAZE DIP, 0.300 WIDE*Size:* 810 x 500 mil


PIN(s)	PAD			
	TYPE	SHAPE	SIZE	HOLE
1-14	TH	Round	75 mil	28 mil

Scale 2:1

**BB/210***Author:* Ivex*Source:* - BASED ON THE BURR-BROWN 210 32-LEAD SIDE BRAZE DIP 0.900 WIDE*Size:* 1630 x 975 mil

PIN(s)	PAD			
	TYPE	SHAPE	SIZE	HOLE
1-32	TH	Round	75 mil	28 mil

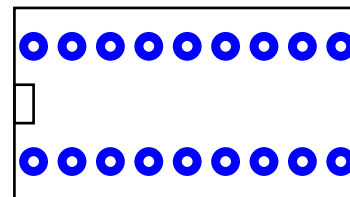
Scale 1:1



BB/220*Author:* Ivex*Source:* - BASED ON THE BURR-BROWN 220 18-LEAD BOTTOM BRAZE DIP, 0.300 WIDE*Size:* 900 x 500 mil

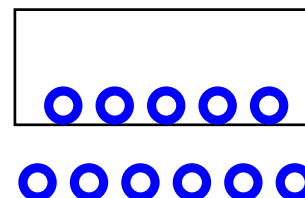
PIN(s)	PAD			
	TYPE	SHAPE	SIZE	HOLE
1-18	TH	Round	75 mil	28 mil

Scale 2:1

**BB/242***Author:* Ivex*Source:* - BASED ON THE JEDEC PUBLICATION MO-048AA*Size:* 788 x 500 mil


PIN(s)	PAD			
	TYPE	SHAPE	SIZE	HOLE
1-11	TH	Round	100 mil	52 mil

Scale 2:1

**BB/243-5***Author:* Ivex*Source:* - BASED ON THE BURR-BROWN 243-5 24-PIN PLASTIC*Size:* 1194 x 460 mil

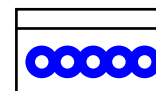
PIN(s)	PAD			
	TYPE	SHAPE	SIZE	HOLE
1-24	SMT	Rect	40 x 100 mil	---

Scale 1:1

**BB/315***Author:* Ivex*Source:* - BASED ON THE BURR-BROWN 315 TO-220 5-LEAD*Size:* 400 x 224 mil

PIN(s)	PAD			
	TYPE	SHAPE	SIZE	HOLE
1-5	TH	Round	85 mil	35 mil

Scale 2:1

**BB/322***Author:* Ivex*Source:* - BASED ON THE JEDEC PUBLICATION MO-137AB*Size:* 191 x 276 mil

PIN(s)	PAD			
	TYPE	SHAPE	SIZE	HOLE
1-16	SMT	Rect	14 x 80 mil	---

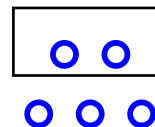
Scale 2:1



BB/323*Author:* Ivex*Source:* - BASED ON THE BURR-BROWN 323 TO220 5-LEAD ZIP*Size:* 400 x 313 mil

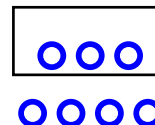
PIN(s)	PAD			
	TYPE	SHAPE	SIZE	HOLE
1-5	TH	Round	75 mil	45 mil

Scale 2:1

**BB/327***Author:* Ivex*Source:* - BASED ON THE BURR-BROWN 327 TO200 7-LEAD ZIP*Size:* 400 x 313 mil

PIN(s)	PAD			
	TYPE	SHAPE	SIZE	HOLE
1-7	TH	Round	75 mil	45 mil

Scale 2:1

**BB/331***Author:* Ivex*Source:* - BASED ON THE BURR-BROWN 331 5-LEAD SOT-23*Size:* 114 x 150 mil

PIN(s)	PAD			
	TYPE	SHAPE	SIZE	HOLE
1-5	SMT	Rect	24 x 50 mil	---

Scale 2:1

**BB/332***Author:* Ivex*Source:* - BASED ON THE BURR-BROWN 332 SOT-23-6*Size:* 114 x 150 mil

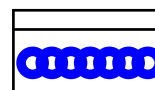
PIN(s)	PAD			
	TYPE	SHAPE	SIZE	HOLE
1-6	SMT	Rect	24 x 50 mil	---

Scale 2:1

**BB/336***Author:* Ivex*Source:* - BASED ON THE BURR-BROWN 336 TO220 7-LEAD*Size:* 400 x 224 mil

PIN(s)	PAD			
	TYPE	SHAPE	SIZE	HOLE
1-7	TH	Round	85 mil	35 mil

Scale 2:1



BB/337*Author:* Ivex*Source:* - BASED ON THE BURR-BROWN 337 8-LEAD MSOP, 0.118 WIDE*Size:* 117 x 225 mil

PIN(s)	PAD			
	TYPE	SHAPE	SIZE	HOLE
1-8	SMT	Rect	14 x 50 mil	---

Scale 2:1

**BB/348***Author:* Ivex*Source:* - BASED ON THE BURR-BROWN 348 8-LEAD SOT-23*Size:* 109 x 132 mil

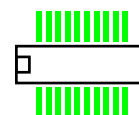
PIN(s)	PAD			
	TYPE	SHAPE	SIZE	HOLE
1-8	SMT	Rect	14 x 50 mil	---

Scale 2:1

**BB/349***Author:* Ivex*Source:* - BASED ON THE BURR-BROWN 349 20-LEAD 0.150 QSOP*Size:* 343 x 276 mil

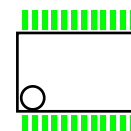
PIN(s)	PAD			
	TYPE	SHAPE	SIZE	HOLE
1-20	SMT	Rect	14 x 80 mil	---

Scale 2:1

**BB/350***Author:* Ivex*Source:* - BASED ON THE BURR-BROWN 350 24-LEAD TSSOP, 0.236 WIDE'*Size:* 322 x 324 mil

PIN(s)	PAD			
	TYPE	SHAPE	SIZE	HOLE
1-24	SMT	Rect	14 x 50 mil	---

Scale 2:1

**BB/352***Author:* Ivex*Source:* - BASED ON THE BURR-BROWN 352 24-LEAD SSOP, 0.150 WIDE'*Size:* 343 x 276 mil

PIN(s)	PAD			
	TYPE	SHAPE	SIZE	HOLE
1-24	SMT	Rect	14 x 80 mil	---

Scale 2:1

